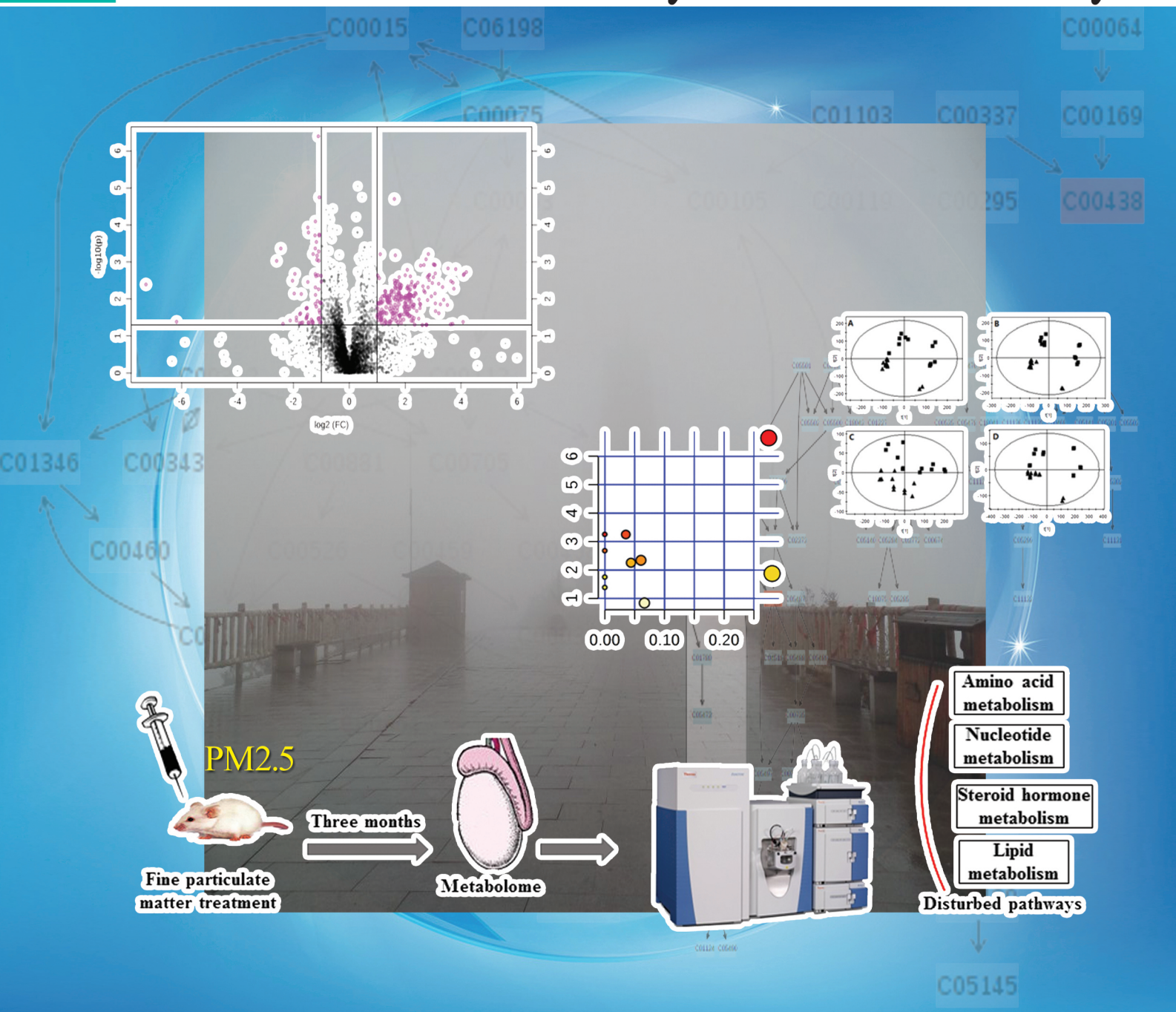




CJAC

Chinese Journal of Analytical Chemistry




Sponsored by

the Chinese Chemical Society

the Chinese Academy of Sciences

<http://www.analchem.cn> E-mail: fxhx@ciac.ac.cn



分析化学

第45卷第5期 2017年5月

目次

研究报告

基于壳层隔绝纳米粒子和在线裂解-吹扫捕集的血浆氰化物表面增强拉曼光谱快速检测方法 朱颖洁 郭磊 刘易 龚莹 邱泽武 吴剑峰* 谢剑炜* (627)
★利用代谢组学研究大气细颗粒物的生殖毒性效应 王晓飞 蒋守芳 张维冰* 张凌怡 刘颖 杜晓妍 张洁* 申河清 (633)
基于脂质代谢组学研究褐藻糖胶对黄颡鱼幼鱼的影响 徐盼盼 宋悦 陈娟娟* 杨锐 严小军 钟琪 (641)
★大豆苷元与氨基修饰β-环糊精包合物的制备、表征及水溶性 邓颖慧 苏丽娜 庞艳华 郭亚飞 王芬 廖霞俐* 杨波 (648)
磷脂微乳电动色谱的定量结构保留关系研究 宋静 郑园 霍长虹 刘建芳* (654)
★多肽在金纳米粒子表面偶联反应效率研究 张强 李瑞雪 陈鑫 何兴兴 韩爱玲 方国臻 刘继锋* 王硕* (662)
基于同步辐射 X 射线荧光光谱和 X 射线吸收近边结构谱研究铅锌矿区浮萍中砷的耐受机制 储彬彬 罗立强* 马艳红 (668)
血清脂质组学研究中多重离子化液相色谱-质谱方法的比较 王中华 陈艳华 徐婧 陈蕙莉 周霞 肖新华 平凡 贺玫明 再帕尔·阿不力孜 张瑞萍* (674)
基于氨基柱的高效液相色谱-示差折光检测器方法分析媚丽葡萄香气糖苷的糖基组成 汪兴杰 张予林 刘吉彬 陶永胜* (681)
加速溶剂萃取法与索氏提取法对废线路板中二噁英测定的影响 蔡璐 赵文杰 周全法* (687)
基于化学指纹图谱和抗血小板聚集效价的丹参质量评价 刘振杰 史志龙 王伽伯 张海珠 李春雨 牛明 何琴 甄汉深* 肖小河* (693)
光谱法研究哈巴俄苷与人血清白蛋白的结合反应 曹团武* 周坤 黄文兵 时建伟 谭晓平 黄春林 冉媛 (700)
气泡微萃取-气相色谱-质谱法测定尿中咖啡因 宋爱英* 王丽红 张延霞 石恩林 曾俊菱 (707)
★还原氧化石墨烯-多壁碳纳米管复合膜负载金纳米粒子修饰玻碳电极检测双酚 A 于浩* 冯晓 陈小霞 乔金丽 高小玲 徐娜 高楼军 (713)
基于计时库仑技术的可再生型三磷酸腺苷适配体电化学传感器的研究 卢莹* 田燕 王莉 杨耀 姚晓林* (721)
红霉素分子印迹二维光子晶体水凝胶传感器的研究 高敏君 刘根起* 薛亚峰 陈小娟 师维江 范晓东 (727)

羧基甜菜碱型亲水作用色谱柱的制备及性能研究	常宇阳 戴小军* 龚波林	(734)
分子模拟-活性自由基聚合法制备山奈酚分子印迹整体柱及其性能评价	买买提·吐尔逊*	
热萨莱提·伊敏 买合木提江·杰力 古丽巴哈尔·达吾提 楚刚辉 尹学博*		(741)
一种聚丙烯酸接枝型荧光纳米粒子的制备、性能及细胞成像	廖晓燕 梁淑彩* 刘羽萍 张静雅 鄢国平*	(747)
紫外光谱法结合化学计量学用于环境水样中 2,4,6-三硝基甲苯及其分解物的同时测定	王露 熊庆 郭彩红 李梦龙 蒲雪梅*	(754)
磁性氮掺杂石墨烯固相萃取环境水样中的 4 种有机氯污染物	陈林吉 朱晁乐 曹小吉* 周婷 叶学敏 莫卫民*	(762)
高效液相色谱-荧光衍生法快速测定地沟油中的长链脂肪醛	王婉 于清峰 肖莹* 何华*	(770)
QuEChERS-超高效液相色谱-串联质谱法测定食用菌中 7 种荧光增白剂	张宪臣* 李蓉 周艳萍 薄艳娜 王京力 胡仪光	(777)

书刊征订

《分析化学手册》(第三版)(761)

会议消息

2017(第十一届)中国科学仪器发展年会南京召开(661, 753)、2017 第四届全国稳定同位素制备与应用技术交流会(769)、第十六届国际电分析化学会议(16th ISEAC)(第一轮通知)(776)


广告目录

艾卡(广州)仪器设备有限公司(封二) 岛津国际贸易(上海)有限公司(文前1) 岛津国际贸易(上海)有限公司(文前2) 北京星达科技发展有限公司(文前3) 赛默飞世尔科技(上海)(文前4) 北京卓立汉光仪器有限公司(文前5) 信息仪器网(文前6) 大连依利特分析仪器有限公司(文前7) 上海伍丰科学仪器有限公司(目录前8) 瑞士万通中国有限公司(中插1) 上海通微分析仪器有限公司(中插2) 北京海光仪器公司(封三) **phenomenex** 天津博纳艾杰尔科技有限公司(封底)

(本期责任编辑:罗虎璋 编排:潘文革)

* 通讯联系人

★ 该篇 **文章数据** 电子版由 Elsevier 出版社在 ScienceDirect 上出版(<http://www.sciencedirect.com/science/journal/18722040>)



On page 633–640, Wang et al used liquid chromatography-mass spectrometry (LC-MS) based metabolomics technique to investigate the metabolic disruption effect and reproductive toxicity mechanism of PM2.5 on rat testis. The results showed that control group and treatment group were clearly discriminated in the scoring plot of PLS-DA models, indicating PM2.5 treatment induced significant difference in testis metabolome. A total of 56 differential metabolites were identified, and further pathway analysis suggested that PM2.5 exposure induced amino acid and nucleotide metabolism disorder, steroid hormone metabolism imbalance and abnormal lipid metabolism.

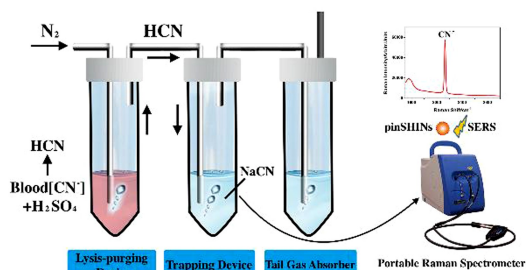
CONTENTS

Vol. 45 No. 5 (627–783) May 2017

Scientific Papers

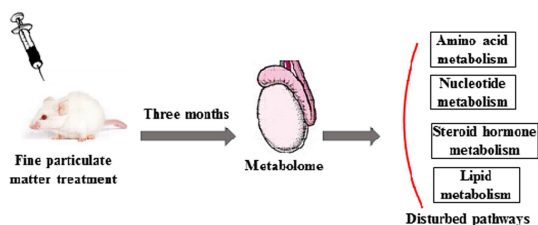
Rapid Surface-Enhanced Raman Spectroscopic Detection of Blood Cyanide Based on Pinhole Shell-Isolated Nanoparticle and Online Lysis-Purging and Trapping Approach

ZHU Ying-Jie, GUO Lei, LIU Yi, GONG Ying, QIU Ze-Wu, WU Jian-Feng*, XIE Jian-Wei*
Chinese J. Anal. Chem., 2017, 45(5): 627–632



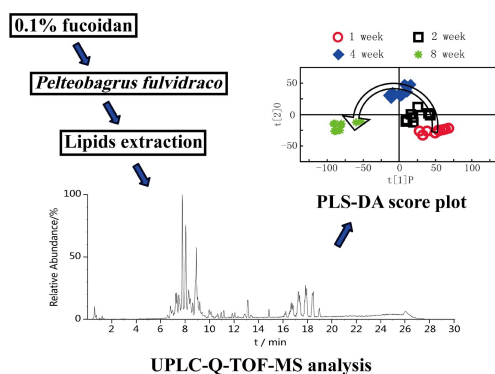
★ Study on Reproductive Toxicity of Fine Particulate Matter by Metabolomics

WANG Xiao-Fei, JIANG Shou-Fang, ZHANG Wei-Bing*, ZHANG Ling-Yi, LIU Ying, DU Xiao-Yan, ZHANG Jie*, SHEN He-Qing
Chinese J. Anal. Chem., 2017, 45(5): 633–640



Effects of Fucoidan on Lipidomics Profiling of Juvenile Yellow Catfish (*Pelteobagrus fulvidraco*) during Feeding Time

XU Pan-Pan, SONG Yue, CHEN Juan-Juan*, YANG Rui, YAN Xiao-Jun, ZHONG Qi
Chinese J. Anal. Chem., 2017, 45(5): 641–647



★ Preparation, Characterization and Water

Solubility of Inclusion Complexes of Daidzein with Amino-Modified β -Cyclodextrins

DENG Ying-Hui, SU Li-Na, PANG Yan-Hua, GUO Ya-Fei, WANG Fen, LIAO Xia-Li*, YANG Bo

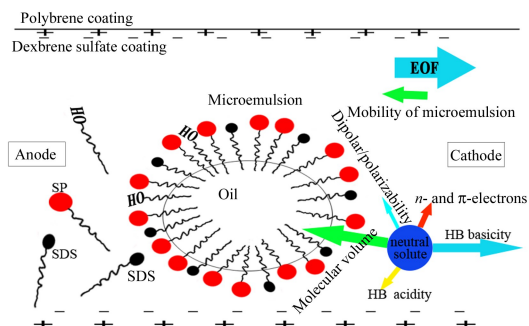
Chinese J. Anal. Chem., 2017, 45(5): 648–653



Study on Quantitative Structure-Retention Relationships of Microemulsion Electrokinetic Chromatography Using Phospholipids as Surfactant

SONG Jing, ZHENG Yuan, HUO Chang-Hong, LIU Jian-Fang*

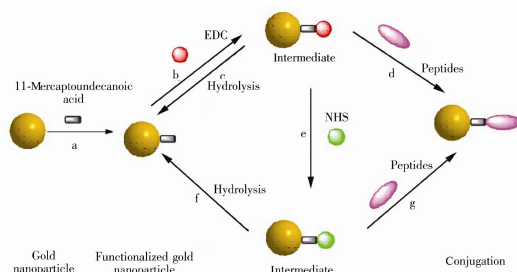
Chinese J. Anal. Chem., 2017, 45(5): 654–661



★ Study of Efficiency of Coupling Peptides with Gold Nanoparticles

ZHANG Qiang, LI Rui-Xue, CHEN Xin, HE Xing-Xing, Han Ai-Ling, FANG Guo-Zhen, LIU Ji-Feng*, WANG Shuo*

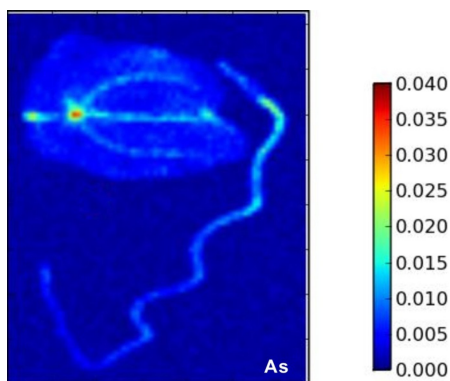
Chinese J. Anal. Chem., 2017, 45(5): 662–667



Study on Mechanism of Arsenic Tolerance in Duckweeds from Lead-Zinc Mine by Synchrotron Radiation X-ray Fluorescence and X-ray Absorption Near Edge Structure Spectrometry

CHU Bin-Bin, LUO Li-Qiang*, MA Yan-Hong

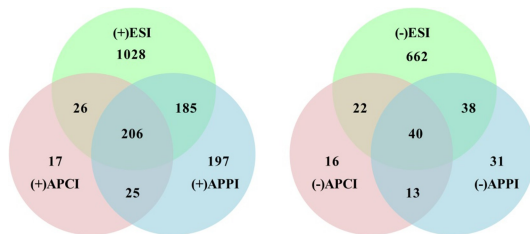
Chinese J. Anal. Chem., 2017, 45(5): 668–673



Comparison of Multiple Ionization Methods Coupled with Liquid Chromatography-Mass Spectrometry in Lipidomics Study of Serum Samples

WANG Zhong-Hua, CHEN Yan-Hua, XU Jing, CHEN Hui-Li, ZHOU Xia, XIAO Xin-Hua, PING Fan, HE Jiu-Ming, ABLIZ Zeper, ZHANG Rui-Ping*

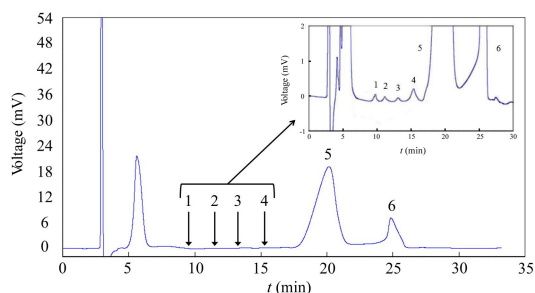
Chinese J. Anal. Chem., 2017, 45(5): 674–680



Analysis of Glycosyls Profile of Aroma Glycosides in Meili Grape by High Performance Liquid Chromatography-Refractive Index Detector with Amino Column

WANG Xing-Jie, ZHANG Yu-Lin, LIU Ji-Bin, TAO Yong-Sheng*

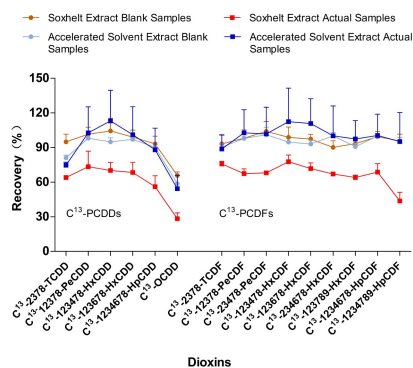
Chinese J. Anal. Chem., 2017, 45(5): 681–686



Determination of Dioxin in Waste Printed Circuit Boards by Accelerated Solvent Extraction and Soxhelt Extraction

CAI Lu, ZHAO Wen-Jie, ZHOU Quan-Fa*

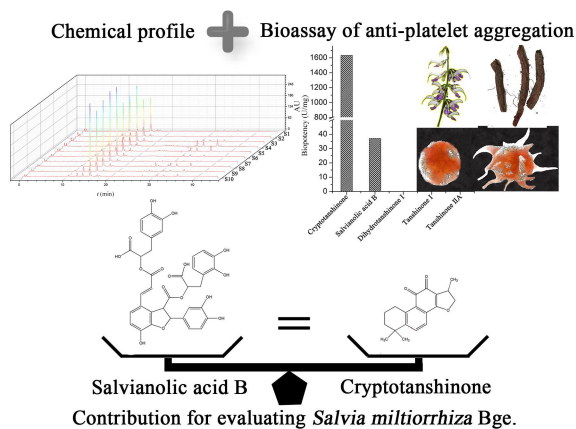
Chinese J. Anal. Chem., 2017, 45(5): 687–692



Quality Evaluation of *Salvia Miltiorrhiza* Bge. Based on Chemical Profile and Bioassay of Anti-platelet Aggregation

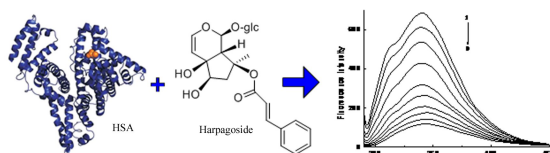
LIU Zhen-Jie, SHI Zhi-Long, WANG Jia-Bo, ZHANG Hai-Zhu, LI Chun-Yu, NIU Ming, HE Qin, ZHEN Han-Shen*, XIAO Xiao-He*

Chinese J. Anal. Chem., 2017, 45(5): 693–699



Spectroscopic Study of Interaction of Harpagoside and Human Serum Albumin

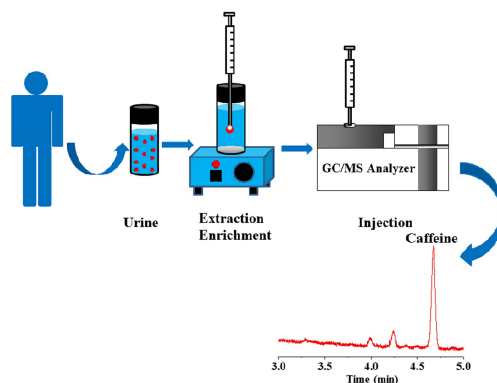
CAO Tuan-Wu^{*}, ZHOU Kun,
HUANG Wen-Bing, SHI Jian-Wei,
TAN Xiao-Ping, HUANG Chun-Lin, RAN Ai
Chinese J. Anal. Chem., 2017, 45(5): 700–706



The fluorescence quenching spectra of human serum albumin by harpagoside

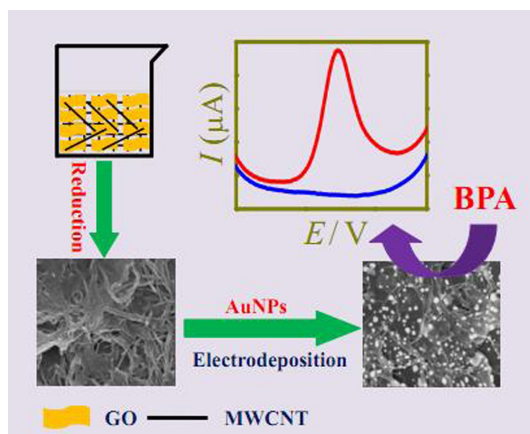
Determination of Caffeine in Urea by Bubble-in-drop Single Drop Microextraction and Gas Chromatography-Mass Spectrometry

SONG Ai-Ying^{*}, WANG Li-Hong,
ZHANG Yan-Xia, SHI En-Lin, ZENG Jun-Ling
Chinese J. Anal. Chem., 2017, 45(5): 707–712



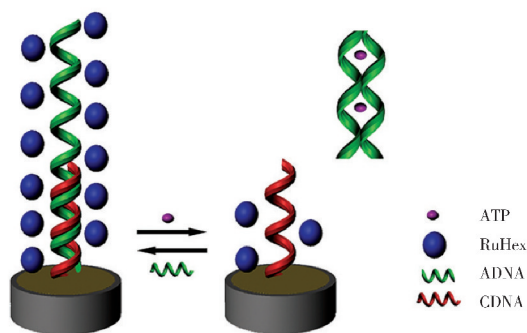
★ Electrochemical Determination of Bisphenol A on a Glassy Carbon Electrode Modified with Gold Nanoparticles Loaded on Reduced Graphene Oxide-multi Walled Carbon Nanotubes Composite

YU Hao^{*}, FENG Xiao, CHEN Xiao-Xia,
QIAO Jin-Li, GAO Xiao-Ling, XU Na,
GAO Lou-Jun
Chinese J. Anal. Chem., 2017, 45(5): 713–720



A Reusable Chronocoulometric Aptamer Sensor for Detection of Adenosine Triphosphate

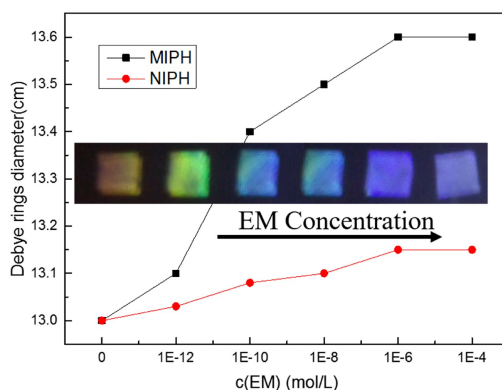
LU Ying^{*}, TIAN Yan, WANG Li, YANG Yao,
YAO Xiao-Lin^{*}
Chinese J. Anal. Chem., 2017, 45(5): 721–726



Erythromycin Molecularly Imprinted Two-dimensional Photonic Crystal Hydrogel Sensor

GAO Min-Jun, LIU Gen-Qi*, XUE Ya-Feng, CHEN Xiao-Juan, SHI Wei-Jiang, FAN Xiao-Dong

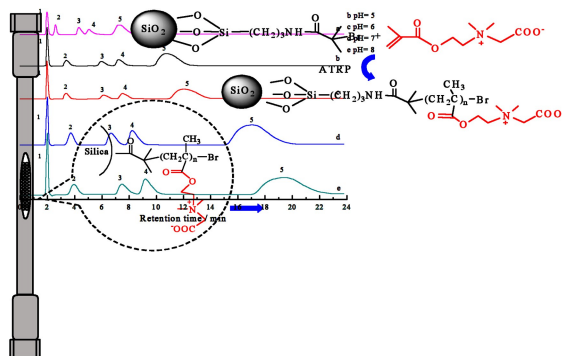
Chinese J. Anal. Chem., 2017, 45(5): 727–733



Preparation of Carboxybetaine-based Hydrophilic Interaction Chromatographic Column and Its Performance Exploration

CHANG Yu-Yang, DAI Xiao-Jun*, GONG Bo-Lin

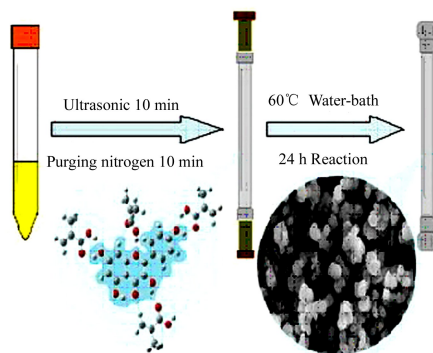
Chinese J. Anal. Chem., 2017, 45(5): 734–740



Preparation and Evaluation of Kaempferol Molecularly Imprinted Monolithic Column with Molecular Simulation-Living Radical Polymerization

MAMAT Turson*, RISALAT Emin, MAHMUTJAN Jelil, GULBAHAR Dawut, CHU Gang-Hui, YIN Xue-Bo*

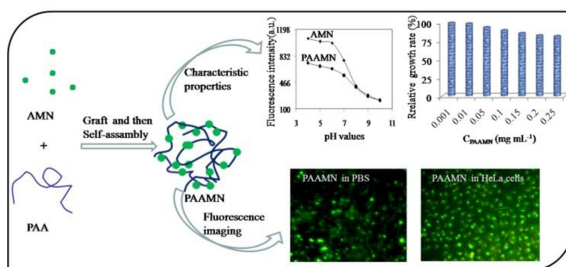
Chinese J. Anal. Chem., 2017, 45(5): 741–746



Preparation, Characteristics and Cell Imaging of Fluorescent Nanoparticles Based on Grafted Poly(acrylic acid)

LIAO Xiao-Yan, LIANG Shu-Cai*, LIU Yu-Ping, ZHANG Jing-Ya, YAN Guo-Ping*

Chinese J. Anal. Chem., 2017, 45(5): 747–753

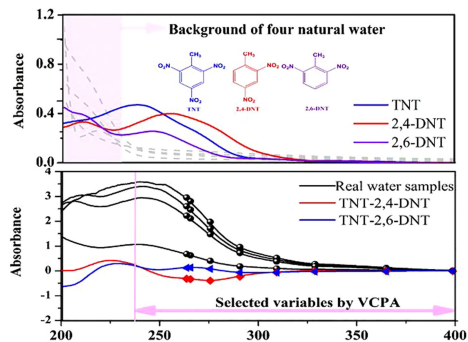


Ultraviolet Spectroscopy Combined with Chemometrics for Simultaneous Quantitative Determination of 2,4,6-Trinitrotoluene and Its Degraded Products in Environmental Water Sample

WANG Lu, XIONG Qing, GUO Cai-Hong,

LI Meng-Long, PU Xue-Mei *

Chinese J. Anal. Chem., 2017, 45(5): 754–761

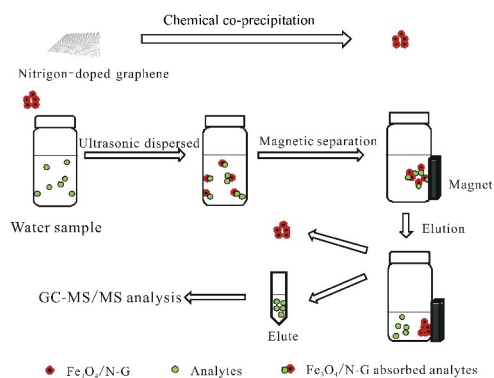


Magnetic Solid Phase Extraction with Fe₃O₄-Grafted Nitrogen-Doped Graphene for Determination of Four Organochlorine Contaminants in Environmental Water Samples

CHEN Lin-Ji, ZHU Chao-Le, CAO Xiao-Ji *,

ZHOU Ting, YE Xue-Min, MO Wei-Min *

Chinese J. Anal. Chem., 2017, 45(5): 762–769

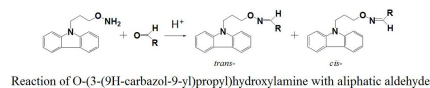


Rapid Determination of Long-chain Aliphatic Aldehyde in Gutter Oil by Fluorescent Derivatization-High Performance Liquid Chromatography

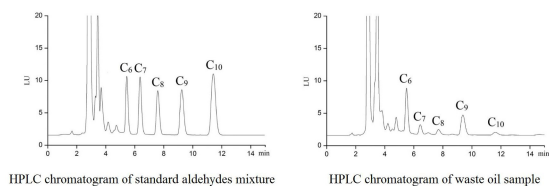
WANG Wan, YU Qing-Feng, XIAO Ying *,

HE Hua *

Chinese J. Anal. Chem., 2017, 45(5): 770–776



Reaction of O-(3-(9H-carbazol-9-yl)propyl)hydroxylamine with aliphatic aldehyde



HPLC chromatogram of standard aldehydes mixture

HPLC chromatogram of waste oil sample


Simultaneous Determination of Seven Kinds of Fluorescent White Agents in Mushroom by QuEChERS-Ultra Performance Liquid Chromatography-Tandem Mass Spectrometry

ZHANG Xian-Chen *, LI Rong,

ZHOU Yan-Ping, BO Yan-Na, WANG Jing-Li,

HU Yi-Guang

Chinese J. Anal. Chem., 2017, 45(5): 777–783



* The author to whom the correspondence should be addressed

★ The English electronic version of the article is published by Elsevier on ScienceDirect (<http://www.sciencedirect.com/science/journal/18722040>)

分析化学
FENXI HUAXUE

(月刊, 1972 年创刊)
第 45 卷 第 5 期 2017 年 5 月

CHINESE JOURNAL OF
ANALYTICAL CHEMISTRY

(Monthly, Started 1972)
Vol. 45 No. 5 May 2017

编辑	《分析化学》编委会 地址: 长春人民大街 5625 号 邮政编码: 130022 电话: 0431-85262017 http://www.analchem.cn E-mail: fhxh@ciac.ac.cn	Edited by	Editorial Board of Chinese Journal of Analytical Chemistry Add: 5625 Renmin Street, Changchun 130022, China Tel: 0431-85262017 http://www.analchem.cn E-mail: fhxh@ciac.ac.cn
主编	杨秀荣	Editor-in-Chief	YANG Xiu-Rong
主管	中国科学院	Superintended by	Chinese Academy of Sciences
主办	中国化学会 中国科学院长春应用化学研究所	Sponsored by	Chinese Chemical Society Changchun Institute of Applied Chemistry, Chinese Academy of Sciences
出版	科学出版社 地址: 北京东黄城根北街 16 号 邮政编码: 100717	Published by	Science Press Add: 16 Donghuangchenggen North Street, Beijing 100717, China
印刷装订	吉林省保隆冠彩印刷有限公司	Printed by	Jilin Baolongguancai Printing Co., Ltd.
订购	国内: 全国各地邮政局	Subscriptions	Local Post Offices
国内总发行	吉林省报刊发行局	Foreign	China International Book Trading Corporation Add: P.O. Box 399, Beijing 100044, China
国外发行	中国国际图书贸易总公司 地址: 北京 399 信箱 邮政编码 100044		

国内统一刊号: CN 22-1125/O6 国内邮发代号: 12-6 国外发行: M336 定价: 45.00 元

广告经营许可证号 2200004000094 广告代理: 北京行胜言广告有限公司 电话: 010-51289220 传真: 010-82781370

万方数据

国内外公开发行