

分析化学

No.1 Vol.48

2020. 1

CHINESE J. ANAL. CHEM.



中国化学会 主办
中国科学院长春应用化学研究所 出版
科学出版社



分析化学

第48卷第1期 2020年1月

目次

评述与进展

- ★基因编辑阳性细胞的富集报告系统 张力弦 王启扉 曹杨 叶承宇 陈智洋 徐启杰 邹秉杰 宋沁馨* 周国华 (1)
- ★基于整体柱的糖基化蛋白质分离富集方法的研究进展 温雪 郑海娇 张扬* 贾琼* (13)

仪器装置与实验技术

- 快速蒸发-介质阻挡放电电离源的研制及其与小型化质谱仪的联用 葛赛金 张英军 朱雯飞 吴辉 白桦 马强 李晓旭* (22)
- ★用于自由基化学反应研究的真空紫外光电离飞行时间质谱仪 王涛 唐小锋* 温作赢 张翠红 张为俊 (28)

研究报告

- ★基于棉花亲水色谱从鸡蛋黄中分离纯化唾液酸化糖肽研究 韩健利 陈庆辉 邹美义 路宇 魏明 李成 王承健 黄琳娟 王仲孚* (34)
- 串联的纳米传感器用于癌细胞中 miRNA 的超灵敏检测 陈蜜 岳仁叶 李智 王刚林 马楠* (40)
- 基于超高效液相色谱-高分辨质谱联用技术研究冠心病及冠心病合并 2 型糖尿病患者代谢特征 任繁栋 丁筱雪 蔡芳 任达兵 易伦朝* 张宏 (49)
- ★协同流动对台阶乳化生成 Janus 液滴的影响研究 连娇愿 郑素霞 许忠斌* 阮晓东 (57)
- 基于LaFe_{1-x}Pd_xO₃纳米纤维的三明治结构甲苯传感器研究 胡明江* 刘海燕 吕春旺 赵丽霞 张志远 (66)
- 基于碳点的适配体荧光传感器检测农药乐果 陆婷婷 王金龙 詹相强 吴远根* (74)
- 基于DNA QDs@PDA荧光共振能量转移的半胱氨酸传感器 陈飘飘 邢怡晨 刘洋 郑姗 黄朝表* (83)
- 文物中常用蛋白质类胶结材料的热裂解-气相色谱/质谱识别 王娜 谷岸 闵俊嵘 李广华 雷勇* (90)
- 高铈/锆比地质样品中锆的共沉淀法快速分离及其高精度同位素测试 魏双 奥琮 刘郁 刘文刚* 柳富田 陈印 张健 周红英 王力强 (97)
- 辛基功能化离子液体键合硅胶固相萃取海水中贝类毒素的方法研究 孙晓杰 丁海燕 谭杰* 邢钧 郭萌萌 邢丽红 李兆新* 翟毓秀 (104)
- 三维五倍子单宁/有序介孔二氧化硅复合材料的制备及其对镉的吸附识别 王月娇 朱龙 高婧 单炜军 娄振宁 熊英* (113)

中性解吸-电喷雾萃取电离质谱直接分析水涝胁迫下烟草的代谢产物	吴栋 于腾辉 李享 崔萌 郝影宾 刘丽华 罗丽萍*	(121)
液相色谱-质谱联用-定向进化酶组合技术应用于三萜类皂苷转化研究	孙红梅 陆泽林 赵幻希 郑飞 李晶 刘明 赵皓* 于珊珊*	(129)
基于石墨烯和金纳米粒子的铜离子配位-分子印迹电化学传感器用于凝血酶的检测	柏朝朋 杨绍明* 滕渝 张剑	(137)
孔雀石绿分子印迹电化学传感器的制备与应用	韦寿莲 吴嘉喻 黄象金* 谢春生	(145)

《分析化学》2020 年投稿简则(I ~ III)

企业信息

普发真空与东北大学签订战略合作协议,携手促进中国真空行业发展(12)、首届“安东帕奖学金”落户江南大学(27)

编委科研进展

樊春海教授团队发展出基于 DNA 折纸技术的新型分子加密系统(112)、庞国芳院士南京大学双聘欢迎仪式暨 2019 年度南京大学紫金全兴环境基金颁奖典礼(136)


广告目录

中国科学院计量研究院(封二) 岛津国际贸易(上海)有限公司(文前1) 岛津国际贸易(上海)有限公司(文前2)
永华化学科技(江苏)有限公司(文前3) 慕尼黑国际分析生化展(analytica)(文前4) 大连依利特分析仪器有限公司(文前5)
上海伍丰科学仪器有限公司(目录对) 北京海光仪器公司(封三) 上海通微分析仪器有限公司(封底)

(本期责任编辑:于桂红 编排:潘文革)

* 通讯联系人

★ 该文章的英文电子版由 Elsevier 出版社在 ScienceDirect 上出版(<http://www.sciencedirect.com/journal/chinese-journal-of-analytical-chemistry>)



On page 57–65, Lian et al. developed a multi-channel co-flowing step emulsification chip and a wall contact angle related droplet coalescence method to generate Janus and three-component droplets. The sizes and generation frequencies of Janus and the three-component droplets could be easily adjusted by adjusting the flow rates of continuous and dispersed phases.

CONTENTS

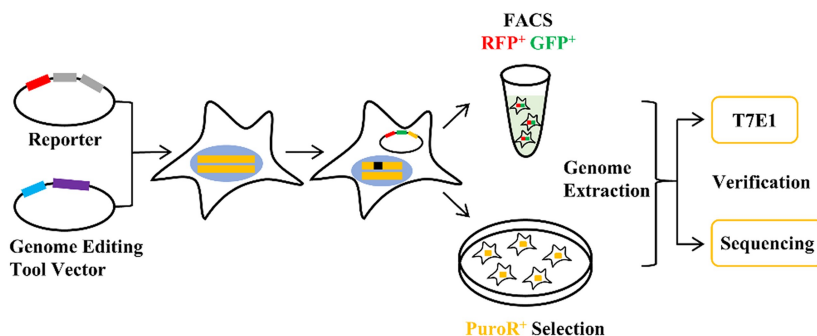
Vol. 48 No. 1 (1–152) January 2020

Review and Progress

★ Enrichment Reporter System of Genome Editing Positive Cells

ZHANG Li-Xian, WANG Qi-Fei, CAO Yang, YE Cheng-Yu, CHEN Zhi-Yang, XU Qi-Jie, ZOU Bing-Jie, SONG Qin-Xin*, ZHOU Guo-Hua

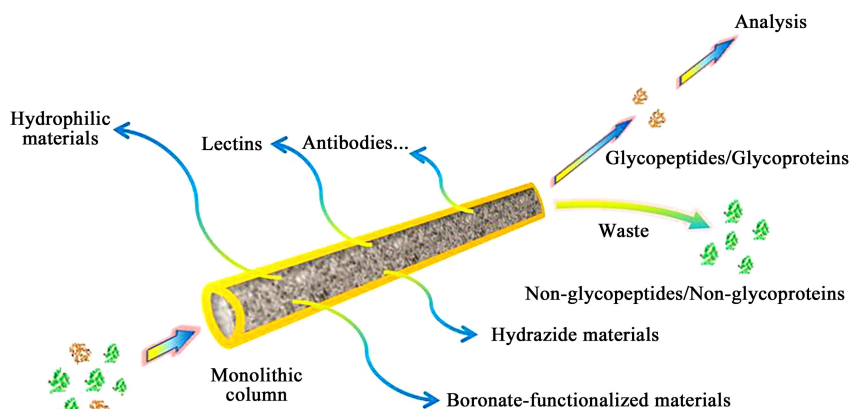
Chinese J. Anal. Chem., 2020, 48(1): 1–12



★ Progress in Monolithic Column-based Separation and Enrichment of Glycoproteins

WEN Xue, ZHENG Hai-Jiao, ZHANG Yang*, JIA Qiong*

Chinese J. Anal. Chem., 2020, 48(1): 13–21

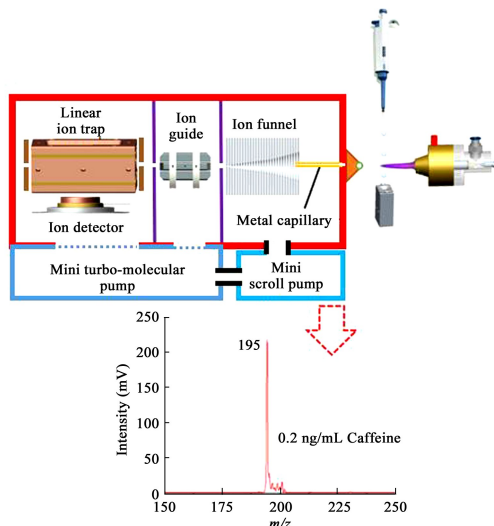




A Rapid Evaporation-Dielectric Barrier Discharge Ionization Source and Its Application in A Homemade Miniaturized Mass Spectrometer

GE Sai-Jin, ZHANG Ying-Jun, ZHU Wen-Fei, WU Hui, BAI Hua, MA Qiang, LI Xiao-Xu *

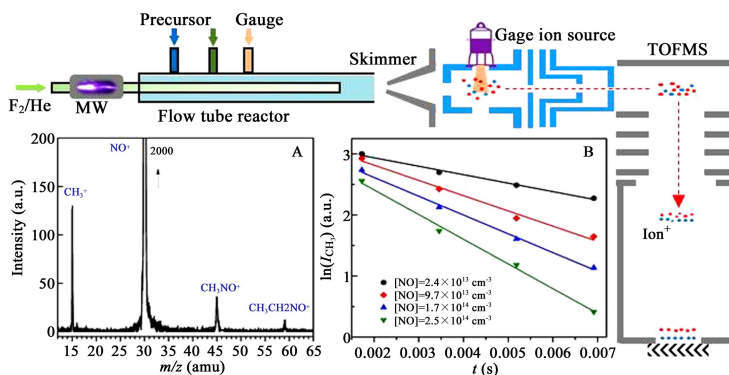
Chinese J. Anal. Chem., 2020, 48(1): 22-27



A Vacuum Ultraviolet Photoionization Time-of-Flight Mass Spectrometer for Investigation of Free Radical Reaction

WANG Tao, TANG Xiao-Feng *, WEN Zuo-Ying, ZHANG Cui-Hong, ZHANG Wei-Jun

Chinese J. Anal. Chem., 2020, 48(1): 28-33



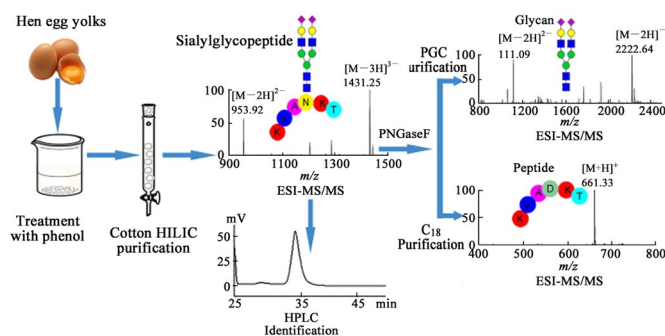
Scientific Papers



Separation and Purification of Sialylglycopeptide from Egg Yolk Based on Cotton Hydrophilic Chromatography

HAN Jian-Li, CHEN Qing-Hui, ZOU Mei-Yi, LU Yu, WEI Ming, LI Cheng, WANG Cheng-Jian, HUANG Lin-Juan, WANG Zhong-Fu *

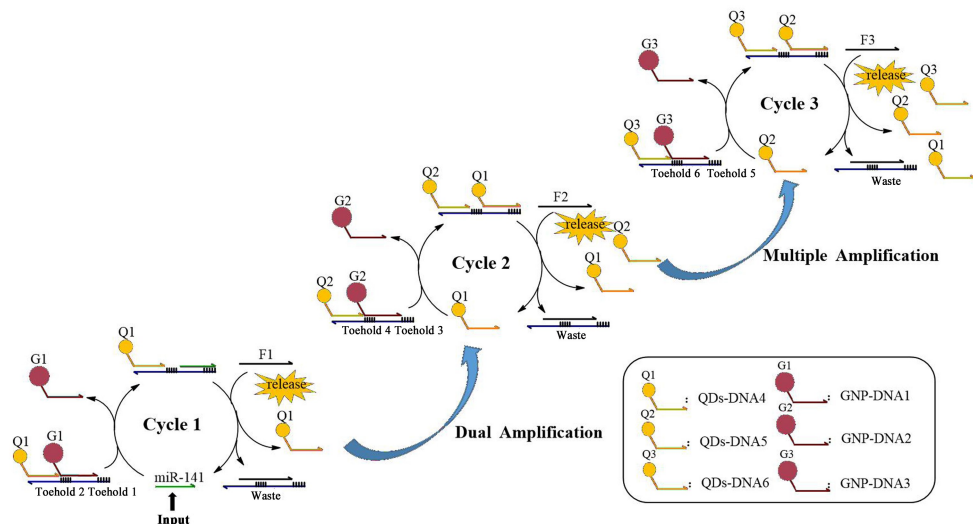
Chinese J. Anal. Chem., 2020, 48(1): 34-39



Cascaded Nanosensors for Ultrasensitive Detection of miRNA in Cancer Cells

CHEN Mi, YUE Ren-ye, LI Zhi, WANG Gang-Lin, MA Nan *

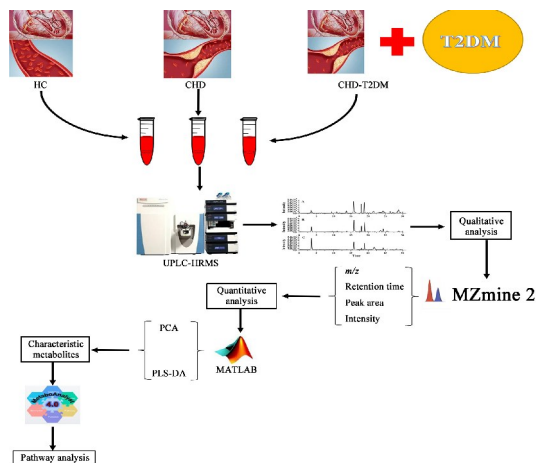
Chinese J. Anal. Chem., 2020, 48(1): 40-48



Investigation of Metabolic Features of Patients with Coronary Heart Disease or Coronary Heart Disease-Type 2 Diabetes Mellitus Based on Ultra-High Performance Liquid Chromatography-High Resolution Mass Spectrometry

REN Fan-Dong, DING Xiao-Xue, CAI Fang, REN Da-Bing, YI Lun-Zhao *, ZHANG Hong

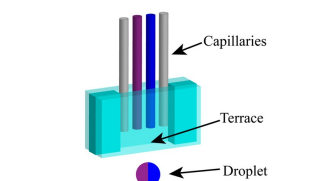
Chinese J. Anal. Chem., 2020, 48(1): 49-56



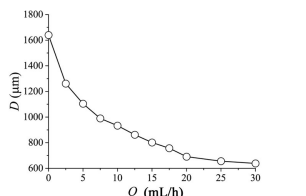
Study on Co-flow Effect on Janus Droplet Generation Based on Step Emulsification

LIAN Jiao-Yuan, ZHENG Su-Xia, XU Zhong-Bin *, RUAN Xiao-Dong

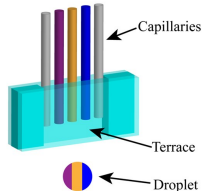
Chinese J. Anal. Chem., 2020, 48(1): 57-65



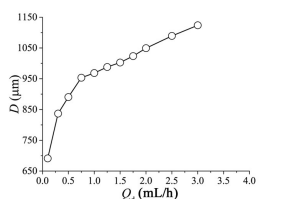
2-Structural color Janus droplet generation



Droplet diameter vs. continuous phase flow rate



3-Structural color Janus droplet generation



Droplet diameter vs. dispersed phase flow rate

Study on Sandwich Structure Toluene Sensor

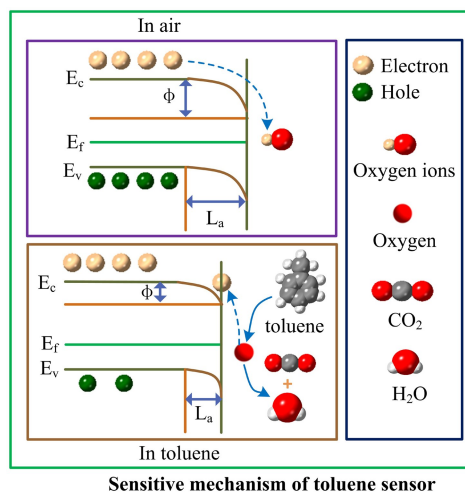
Based on $\text{LaFe}_{1-x}\text{Pd}_x\text{O}_3$ Nanofibers

HU Ming-Jiang*, LIU Hai-Yan,

LYU Chun-Wang, ZHAO Li-Xia,

ZHANG Zhi-Yuan

Chinese J. Anal. Chem., 2020, 48(1): 66–73

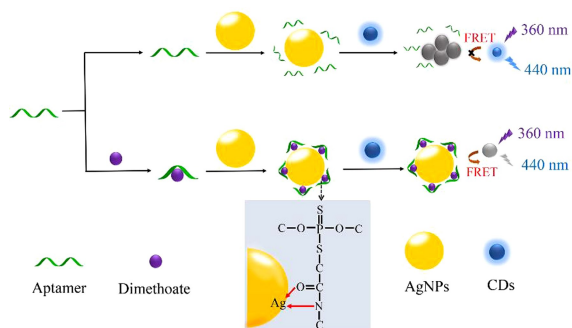


Carbon Dots-based Fluorescent Aptasensor for Detection of Dimethoate Pesticide

LU Ting-Ting, WANG Jin-Long,

ZHAN Xiang-Qiang, WU Yuan-Gen*

Chinese J. Anal. Chem., 2020, 48(1): 74–82

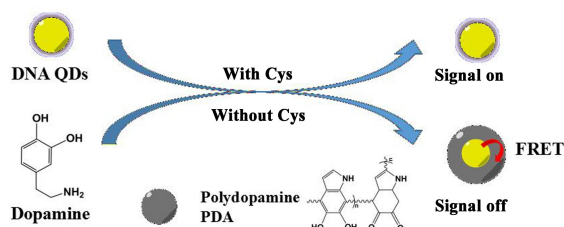


DNA Quantum Dots@Polydopamine as a Fluorescent Sensor for Cysteine Detection Based on Fluorescence Resonance Energy Transfer Effect

CHEN Piao-Piao, XING Yi-Chen, LIU Yang,

ZHENG Shan, HUANG Chao-Biao*

Chinese J. Anal. Chem., 2020, 48(1): 83–89

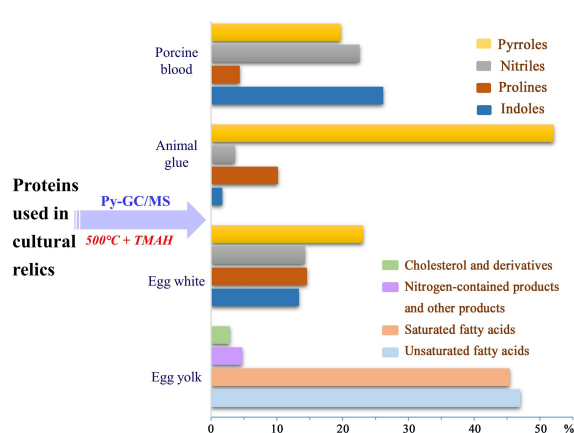


Identification of Protein Binding Media Used in Chinese Cultural Relics by Pyrolysis-Gas Chromatography/Mass Spectrometry

WANG Na, GU An, MIN Jun-Rong,

LI Guang-Hua, LEI Yong*

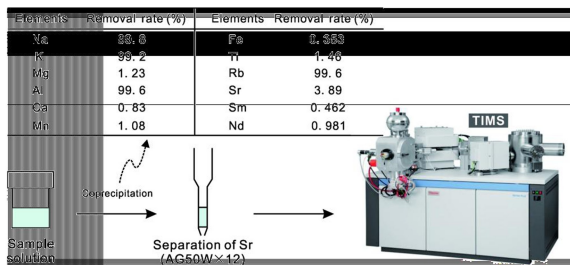
Chinese J. Anal. Chem., 2020, 48(1): 90–96



Rapid Separation of Strontium from Geological Samples with High Rubidium/Strontium Ratios by Coprecipitation and Precise Determination of Strontium Isotopic

WEI Shuang, AO Cong, LIU Yu, LIU Wen-Gang*, LIU Fu-Tian, CHEN Yin, ZHANG Jian, ZHOU Hong-Ying, WANG Li-Qiang

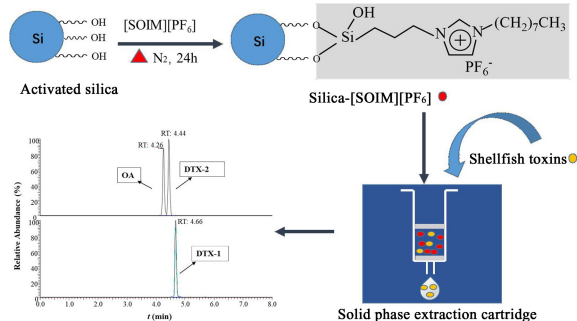
Chinese J. Anal. Chem., 2020, 48(1): 97–103



Research on Octyl-functionalized Ionic Liquid Bonding Silica Gel for Solid Phase Extraction of Shellfish Toxins in Seawater

SUN Xiao-Jie, DING Hai-Yan, TAN Jie*, XING Jun, GUO Meng-Meng, XING Li-Hong, LI Zhao-Xin*, ZHAI Yu-Xiu

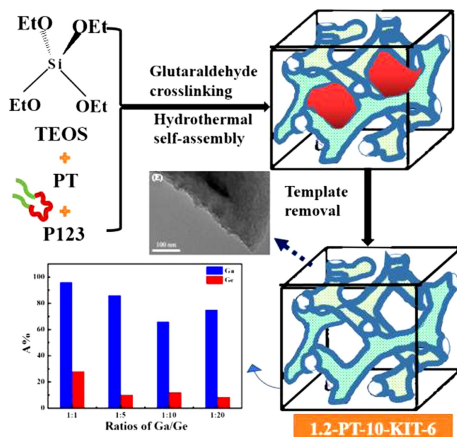
Chinese J. Anal. Chem., 2020, 48(1): 104–112



Adsorption of Gallium on Three-dimensional Gallnut Tannin/Ordered Mesoporous Silica Composites

WANG Yue-Jiao, ZHU Long, GAO Jing, SHAN Wei-Jun, LOU Zhen-Ning, XIONG Ying*

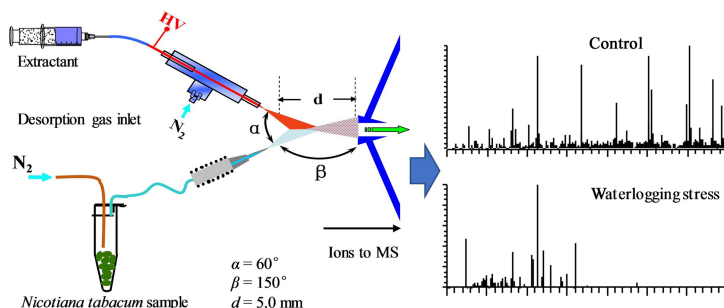
Chinese J. Anal. Chem., 2020, 48(1): 113–120



Direct Analysis of *Nicotiana Tabacum* Metabolites under Waterlogging Stress by Neutral Desorption-Extractive Electrospray Ionization Mass Spectrometry

WU Dong, YU Teng-Hui, LI Xiang, CUI Meng, HAO Ying-Bin, LIU Li-Hua, LUO Li-Ping*

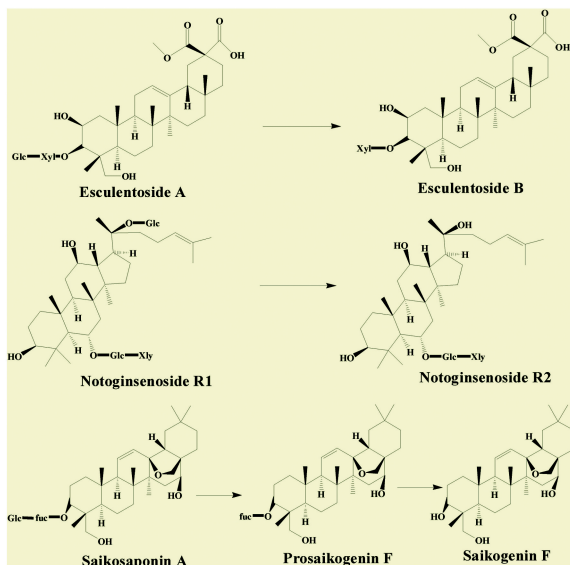
Chinese J. Anal. Chem., 2020, 48(1): 121–128



Liquid Chromatography-Mass Spectrometry-Directed Evolution Enzyme Combination Technique for Investigation of Triterpenoid Saponin Transformation

SUN Hong-Mei, LU Ze-Lin, ZHAO Huan-Xi, ZHENG Fei, LI Jing, LIU Ming, YUE Hao*, YU Shan-Shan*

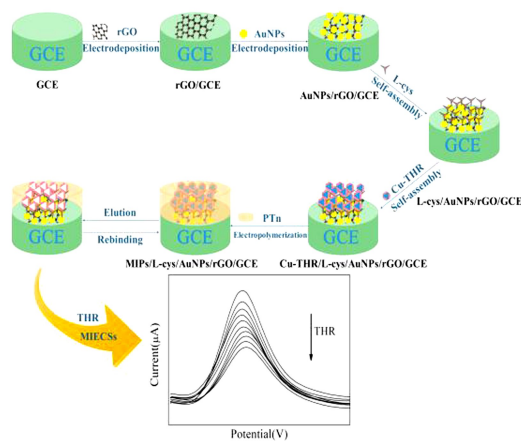
Chinese J. Anal. Chem., 2020, 48(1): 129–136



Detection of Thrombin by Copper Ion Coordination-Molecular Imprinted Electrochemical Sensor Based on Graphene and Gold Nanoparticles

BAI Chao-Peng, YANG Shao-Ming*, TENG Yu, ZHANG Jian

Chinese J. Anal. Chem., 2020, 48(1): 137–144

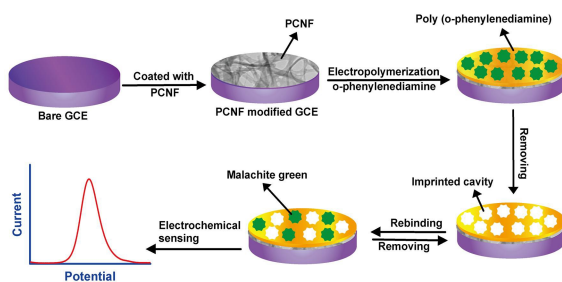


Preparation and Application of Malachite Green Electrochemical Sensor Based on Molecularly Imprinted Polymer

WEI Shou-Lian, WU Jia-Yu,

HUANG Xiang-Jin*, XIE Chun-Sheng

Chinese J. Anal. Chem., 2020, 48(1): 145–152



* The author to whom the correspondence should be addressed

The English electronic version of the article is published by Elsevier on ScienceDirect (<http://www.sciencedirect.com/journal/chinese-journal-of-analytical-chemistry>)