


Cell Research

Volume 32 Number 11 November 2022

www.nature.com/cr
www.cell-research.com




Imaging nonrepetitive DNA in living cells by CRISPR FISHer
Cryo-EM structures of m⁶A writer complexes
Allogeneic CAR-T therapy against CD7⁺ hematological malignancies
Age-associated decay of heterochromatin domains in excitatory neurons

ISSN 1001-0602



Center for Excellence in Molecular Cell Science
Chinese Academy of Sciences



SPRINGER NATURE

(Founded in 1990)

Online submission via:

<http://www.nature.com/cr>

<http://www.cell-research.com>

Cell Research is published monthly by Nature Publishing Group (NPG) in partnership with Center for Excellence in Molecular Cell Science (CEMCS), Chinese Academy of Sciences (CAS) since 2006.

Sponsored by:

Center for Excellence in Molecular Cell Science (CEMCS), CAS

© 2022 CEMCS, CAS



Affiliated with:

The Chinese Society for Cell Biology since August 2007



Granted by:

Publishing Foundation of Chinese Academy of Sciences, National Natural Science Foundation of China, and China Association for Science and Technology



Supported by SPFCAS

This journal is a member of, and subscribes to the principles of, the Committee on Publication Ethics (COPE) www.publicationethics.org



SPRINGER NATURE

Coordinating Editor for this issue
Jiajun Xu

RESEARCH HIGHLIGHTS

959 Producing hybrid seeds like conventional rice

Hong Yu, Jiayang Li

961 Promoting T and NK cell attack: preserving tumor MICA/B by vaccines

Frank Cichocki, Jeffrey S. Miller

963 Run! White blood cells cued by a motor brain under stress

Hai Qi, Bo Liu

965 Cofactor-assisted dicing: insights from structural snapshots

Jiamu Du, Dinshaw J. Patel

967 Fine-tuning T cell function through engineered orthogonal chimeric cytokine receptors

Rigel J. Kishton, Nicholas P. Restifo

ARTICLES

969 CRISPR FISHer enables high-sensitivity imaging of nonrepetitive DNA in living cells through phase separation-mediated signal amplification **Open**

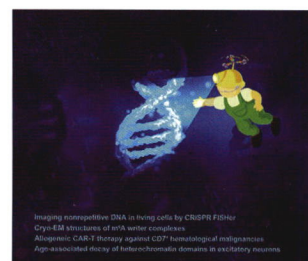
Xin-Yuan Lyu, Yuan Deng, Xiao-Yan Huang, Zhen-Zhen Li, Guo-Qing Fang, Dong Yang, Feng-Liu Wang, Wang Kang, En-Zhi Shen, Chun-Qing Song

982 Cryo-EM structures of human m⁶A writer complexes **Open**

Shichen Su, Shanshan Li, Ting Deng, Minsong Gao, Yue Yin, Baixing Wu, Chao Peng, Jianzhao Liu, Jinbiao Ma, Kaiming Zhang

995 Genetically modified CD7-targeting allogeneic CAR-T cell therapy with enhanced efficacy for relapsed/refractory CD7-positive hematological malignancies: a phase I clinical study

Yongxian Hu, Yali Zhou, Mingming Zhang, Houli Zhao, Guoqing Wei, Wengang Ge, Qu Cui, Qitian Mu, Gong Chen, Lu Han, Tingting Guo, Jiazhen Cui, Xiaoyan Jiang, Xiujun Zheng, Shuhui Yu, Xiaolong Li, Xingwang Zhang, Mingxi Chen, Xiujun Li, Ming Gao, Kang Wang, Cheng Zu, Hao Zhang, Xiaohong He, Yanbin Wang, Dongrui Wang, Jiangtao Ren, He Huang



Cover: The image describes a cute boy wearing a searchlight hat and riding a bamboo dragonfly at night, illuminating the DNA at his feet. In DNA imaging, the dCas9:sgRNA complex (the cute boy and dragonfly) might act as a “seed” at target DNA loci, enabling rapid aggregation of foldon-GFP-PCP and sgRNA-2×PP7 through phase separation to light up local DNAs in living cells. See page 969–981 by Xin-Yuan Lyu et al. for details.

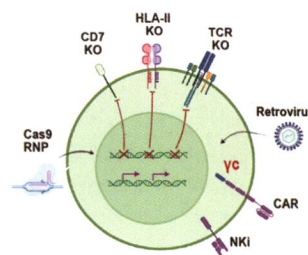
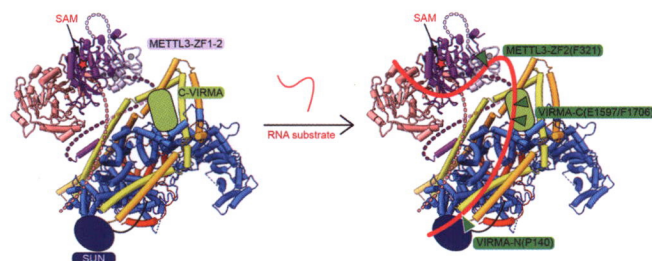


Illustration of RD13-01 CAR-T cell design. See page 995–1007 by Yongxian Hu et al. for details.



Potential RNA substrate binding model of the m⁶A writer complex. See page 982–994 by Shichen Su et al. for details.

LETTERS TO THE EDITOR

1022 mRNA vaccines expressing homo-prototype/Omicron and hetero-chimeric RBD-dimers against SARS-CoV-2

Yuxuan Han, Yaling An, Qian Chen, Kun Xu, Xueyuan Liu, Senyu Xu, Huixin Duan, Annette B. Vogel, Uğur Şahin, Qihui Wang, Lianpan Dai, George F. Gao

1026 Creation of artificial karyotypes in mice reveals robustness of genome organization

Xiaoyu Merlin Zhang, Meng Yan, Zhenhua Yang, Hao Xiang, Wei Tang, Xindong Cai, Qigui Wu, Xin Liu, Gang Pei, Jinsong Li

1008 Single-cell epigenome analysis reveals age-associated decay of heterochromatin domains in excitatory neurons in the mouse brain **Open**

Yanxiao Zhang, Maria Luisa Amaral, Chenxu Zhu, Steven Francis Grieco, Xiaomeng Hou, Lin Lin, Justin Buchanan, Liqi Tong, Sebastian Preissl, Xiangmin Xu, Bing Ren

1030 piRNA 3' uridylation facilitates the assembly of MIWI/piRNA complex for efficient target regulation in mouse male germ cells

Mao-Zhou Zhao, Di-Hang Lin, Heng Zuo, Huan Wei, Xin Wang, Lan-Tao Gou, Mo-Fang Liu

ADVANCE ONLINE PUBLICATION

Intercellular transfer of activated STING triggered by RAB22A-mediated non-canonical autophagy promotes antitumor immunity **Open**

Ying Gao, Xueping Zheng, Boyang Chang, Yujie Lin, Xiaodan Huang, Wen Wang, Shirong Ding, Weixiang Zhan, Shang Wang, Beibei Xiao, Lanqing Huo, Youhui Yu, Yilin Chen, Run Gong, Yuanzhong Wu, Ruhua Zhang, Li Zhong, Xin Wang, Qiuyan Chen, Song Gao, Zhengfan Jiang, Denghui Wei and Tiebang Kang

Targeting UHRF1-SAP30-MXD4 axis for leukemia initiating cell eradication in myeloid leukemia **Open**

Cheng-Long Hu, Bing-Yi Chen, Zijuan Li, Tianbiao Yang, Chun-Hui Xu, Ruirui Yang, Peng-Cheng Yu, Jingyao Zhao, Ting Liu, Na Liu, Bin Shan, Qunling Zhang, Junhong Song, Ming-Yue Fei, Li-Juan Zong, Jia-Ying Zhang, Ji-Chuan Wu, Shu-Bei Chen, Yong Wang, Binhe Chang, Dan Hou, Ping Liu, Yilun Jiang, Xiya Li, Xinchu Chen, Chu-Han Deng, Yi-Yi Ren, Roujia Wang, Jiacheng Jin, Kai Xue, Ying Zhang, Meirong Du, Jun Shi, Ling-Yun Wu, Chun-Kang Chang, Shuhong Shen, Zhu Chen, Sai-Juan Chen, Xiaolong Liu, Xiao-Jian Sun, Mingyue Zheng and Lan Wang

Integrated proteogenomic characterization across major histological types of pituitary neuroendocrine tumors **Open**

Fan Zhang, Qilin Zhang, Jiajun Zhu, Boyuan Yao, Chi Ma, Nidan Qiao, Shiman He, Zhao Ye, Yunzhi Wang, Rui Han, Jinwen Feng, Yongfei Wang, Zhaoyu Qin, Zengyi Ma, Kai Li, Yichao Zhang, Sha Tian, Zhengyuan Chen, Subei Tan, Yue Wu, Peng Ran, Ye Wang, Chen Ding and Yao Zhao

Making publication fun for you

Cell Discovery is an open access international journal that publishes results of high significance and broad interest in all areas of molecular and cell biology. *Cell Discovery* is established in 2015 as a sister journal of *Cell Research*, a top-tier journal with a current impact factor of 46.297. The new impact factor of *Cell Discovery* is 38.079 (Clarivate Analytics, 2022), the current acceptance standard of *Cell Discovery* is comparable to the sister journals of *Cell/Nature/Science*.

Authors benefit from:

- Open Access Publication - anyone can download and read your paper
- Wide exposure to a large global audience on nature.com
- Internationally renowned editors and editorial board
- Quality peer-review and fast publication
- Indexed in Scopus and PubMed Central (PMC)
- Science Citation Index Expanded (SciSearch®),
Journal Citation Reports/Science Edition

Featured articles

Novel cleavage sites identified in SARS-CoV-2 spike protein reveal mechanism for cathepsin L-facilitated viral infection and treatment strategies
Cell Discov. 2022 Jun 6;8(1):53. doi: 10.1038/s41421-022-00419-w.


Dynamic O-GlcNAcylation coordinates ferritinophagy and mitophagy to activate ferroptosis
Cell Discov. 2022 May 3;8(1):40. doi: 10.1038/s41421-022-00390-6.

Treatment of SARS-CoV-2-induced pneumonia with NAD⁺ and NMN in two mouse models
Cell Discov. 2022 Apr 29;8(1):38. doi: 10.1038/s41421-022-00409-y.

CRISPR signal conductor 2.0 for redirecting cellular information flow
Cell Discov. 2022 Mar 15;8(1):26. doi: 10.1038/s41421-021-00371-1.

Cross-species metabolomic analysis identifies uridine as a potent regeneration promoting factor
Cell Discov. 2022 Feb 1;8(1):6. doi: 10.1038/s41421-021-00361-3.

Histone lysine methacrylation is a dynamic post-translational modification regulated by HAT1 and SIRT2
Cell Discov. 2021 Dec 28;7(1):122. doi: 10.1038/s41421-021-00344-4.



Editor-in-Chief: Dangsheng Li

SUBMIT

Visit www.nature.com/celldisc/
to read the Published Papers and Submit Today!