

# Cell Research

Volume 32 Number 5 May 2022



**sc-RNA & ATAC seq analyses of primate interneuron development**  
**High-resolution structures of yeast and vertebrate nuclear pore complexes**  
**Inhibition of neuronal Hv1 channel attenuates inflammatory pain**  
**Comprehensive metabolomics analyses inform precision medicine for TNBC**



ISSN 1001-0602



Center for Excellence in Molecular Cell Science  
Chinese Academy of Sciences



SPRINGER NATURE



(Founded in 1990)

Online submission via:  
<http://www.nature.com/cr>  
<http://www.cell-research.com>

*Cell Research* is published monthly by Nature Publishing Group (NPG) in partnership with Center for Excellence in Molecular Cell Science (CEMCS), Chinese Academy of Sciences (CAS) since 2006.

**Sponsored by:**  
Center for Excellence in Molecular Cell Science (CEMCS), CAS  
© 2022 CEMCS, CAS



**Affiliated with:**  
The Chinese Society for Cell Biology since August 2007



**Granted by:**  
Publishing Foundation of Chinese Academy of Sciences, National Natural Science Foundation of China, and China Association for Science and Technology



This journal is a member of, and subscribes to the principles of, the Committee on Publication Ethics (COPE)  
[www.publicationethics.org](http://www.publicationethics.org)



**SPRINGER NATURE**

Coordinating Editor for this issue  
*Li Lu*

## RESEARCH HIGHLIGHTS

### 417 Cuproptosis: a copper-triggered modality of mitochondrial cell death

*Daolin Tang, Xin Chen, Guido Kroemer*

### 419 Targeting Hv1 proton channel for pain control

*Kenta Furutani, Ru-Rong Ji*

### 421 Lipid nanoparticle-mRNA: another step in the fight against COVID-19

*Abhishek Kumar Verma, Stanley Perlman*

### 423 Banking on metabolomics for novel therapies in TNBC

*Aurelien Tripp, George Poulogiannis*

## ARTICLES

### 425 Evolutionarily conservative and non-conservative regulatory networks during primate interneuron development revealed by single-cell RNA and ATAC sequencing **Open**

*Ziqi Zhao, Dan Zhang, Fuqiang Yang, Mingrui Xu, Shaoli Zhao, Taotao Pan, Chuanyu Liu, Yongjie Liu, Qingfeng Wu, Qiang Tu, Ping Zhou, Rong Li, Jia Kang, Lan Zhu, Fei Gao, Yaqing Wang, Zhiheng Xu*

### 437 Near-atomic structure of the inner ring of the *Saccharomyces cerevisiae* nuclear pore complex **Open**


*Zongqiang Li, Shuaijiabin Chen, Liang Zhao, Guoqiang Huang, Xiong Pi, Shan Sun, Peiyi Wang, Sen-Fang Sui*

### 451 Cryo-EM structure of the inner ring from the *Xenopus laevis* nuclear pore complex **Open**


*Gaoxingyu Huang, Xiechao Zhan, Chao Zeng, Ke Liang, Xuechen Zhu, Yanyu Zhao, Pan Wang, Qifan Wang, Qiang Zhou, Qinghua Tao, Minhao Liu, Jianlin Lei, Chuangye Yan, Yigong Shi*

### 461 Inhibiting Hv1 channel in peripheral sensory neurons attenuates chronic inflammatory pain and opioid side effects


*Qiansen Zhang, Yimin Ren, Yiqing Mo, Peipei Guo, Ping Liao, Yuncheng Luo, Jie Mu, Zhuo Chen, Yang Zhang, Ya Li, Linghui Yang, Daqing Liao, Jie Fu, Juwen Shen, Wei Huang, Xuwen Xu, Yanyan Guo, Lianghe Mei, Yunxia Zuo, Jin Liu, Huaiyu Yang, Ruotian Jiang*



**Cover:** The image describes an ancient Chinese myth "Hou Yi Shoots the Suns", wherein Hou Yi was tasked to save people by shooting nine extra burning suns. Voltage-gated H<sup>+</sup> channel Hv1 was unexpectedly identified in the sensory neurons; inhibiting neuroinflammation (symbolized by the burning suns) by targeting Hv1 genetically or pharmacologically using a newly-discovered inhibitor (symbolized by arrows) alleviates chronic inflammatory pain and morphine-induced adverse side effects. The cover art is contributed by Keyu Yu. See page 461–476 by Qiansen Zhang et al. for details.



Cryo-EM structure of the inner ring of the *S. cerevisiae* nuclear pore complex. See page 437–450 by Zongqiang Li et al. for details.



Cryo-EM structure of the inner ring of the *X. laevis* nuclear pore complex.  
See page 451–460 by Gaoxingyu Huang et al. for details.

**477 Comprehensive metabolomics expands precision medicine for triple-negative breast cancer *Open***

Yi Xiao, Ding Ma, Yun-Song Yang, Fan Yang, Jia-Han Ding, Yue Gong, Lin Jiang, Li-Ping Ge, Song-Yang Wu, Qiang Yu, Qing Zhang, François Bertucci, Qiuzhuang Sun, Xin Hu, Da-Qiang Li, Zhi-Ming Shao, Yi-Zhou Jiang

## LETTERS TO THE EDITOR

**491 Immune escape by SARS-CoV-2 Omicron variant and structural basis of its effective neutralization by a broad neutralizing human antibody VacW-209**

Bin Ju, Qingbing Zheng, Huimin Guo, Qing Fan, Tingting Li, Shuo Song, Hui Sun, Senlin Shen, Xinrong Zhou, Wenhui Xue, Lingyan Cui, Bing Zhou, Shaowei Li, Ningshao Xia, Zheng Zhang

**495 A pan-sarbecovirus vaccine induces highly potent and durable neutralizing antibody responses in non-human primates against SARS-CoV-2 Omicron variant**

Ze Zhong Liu, Jasper Fuk-Woo Chan, Jie Zhou, Meiyu Wang, Qian Wang, Guangxu Zhang, Wei Xu, Kenn Ka-Heng Chik, Yilong Zhang, Youchun Wang, Kwok-Yung Yuen, Lu Lu, Shibo Jiang

**498 The P132H mutation in the main protease of Omicron SARS-CoV-2 decreases thermal stability without compromising catalysis or small-molecule drug inhibition**

Michael Dominic Sacco, Yanmei Hu, Maura Verence Gongora, Flora Meilleur, Michael Trent Kemp, Xiujun Zhang, Jun Wang, Yu Chen

**501 Structures of human bile acid exporter ABCB11 reveal a transport mechanism facilitated by two tandem substrate-binding pockets**

Liang Wang, Wen-Tao Hou, Jie Wang, Da Xu, Cong Guo, Linfeng Sun, Ke Ruan, Cong-Zhao Zhou, Yuxing Chen

## ADVANCE ONLINE PUBLICATION

**Myosin 1D and the branched actin network control the condensation of p62 bodies**

Xuezhao Feng, Wanqing Du, Mingrui Ding, Wenkang Zhao, Xirenayi Xirefu, Meisheng Ma, Yuhui Zhuang, Xiaoyu Fu, Jiangfeng Shen, Jinpei Zhang, Xiuying Lei, Daxiao Sun, Qing Xi, Yiliyasi Aisa, Qian Chen, Ying Li, Wenjuan Wang, Shanjin Huang, Li Yu, Pilong Li and Na Mi



Making publication fun for you

*Cell Discovery* is an open access international journal that publishes results of high significance and broad interest in all areas of molecular and cell biology. *Cell Discovery* is established in 2015 as a sister journal of *Cell Research*, a top-tier journal with a current impact factor of 25.617. The new impact factor of *Cell Discovery* is 10.849 (Clarivate Analytics, 2021), the current acceptance standard of *Cell Discovery* is comparable to *Nat Commun/Sci Adv/PNAS*.

#### Authors benefit from:

- Open Access Publication – anyone can download and read your paper
- Wide exposure to a large global audience on nature.com
- Internationally renowned editors and editorial board
- Quality peer-review and fast publication
- Indexed in Scopus and PubMed Central (PMC)  
Science Citation Index Expanded (SciSearch®),  
Journal Citation Reports/Science Edition

#### Featured articles

Cross-species metabolomic analysis identifies uridine as a potent regeneration promoting factor  
*Cell Discov.* 2022 Feb 1;8(1):6. doi: 10.1038/s41421-021-00361-3.

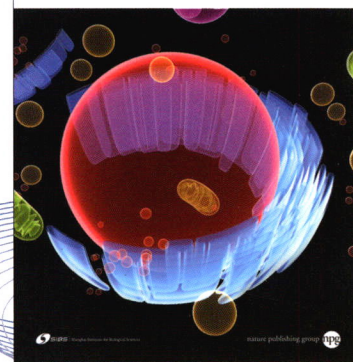
KRAS(G12D) can be targeted by potent inhibitors via formation of salt bridge  
*Cell Discov.* 2022 Jan 25;8(1):5. doi: 10.1038/s41421-021-00368-w.

Generation of human blastocyst-like structures from pluripotent stem cells  
*Cell Discov.* 2021 Sep 7;7(1):81. doi: 10.1038/s41421-021-00316-8.

Single-cell analysis of pancreatic ductal adenocarcinoma identifies a novel fibroblast subtype associated with poor prognosis but better immunotherapy response  
*Cell Discov.* 2021 May 25;7(1):36. doi: 10.1038/s41421-021-00271-4.

Distinct uptake, amplification, and release of SARS-CoV-2 by M1 and M2 alveolar macrophages  
*Cell Discov.* 2021 Apr 13;7(1):24. doi: 10.1038/s41421-021-00258-1.

Cell Discovery



Editor-in-Chief: Dangsheng Li

**SUBMIT**

Visit [www.nature.com/celldisc/](http://www.nature.com/celldisc/)  
to read the Published Papers and Submit Today!